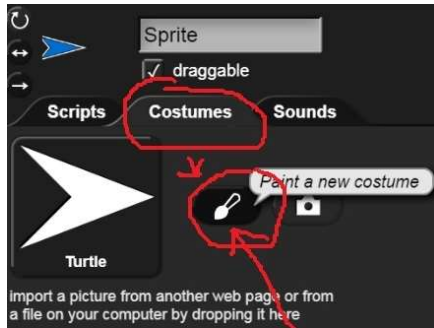
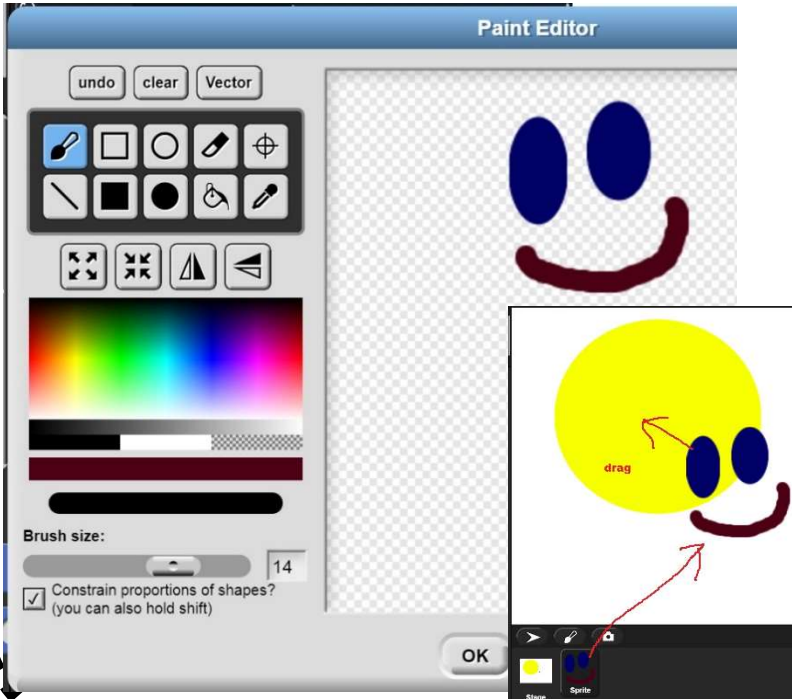


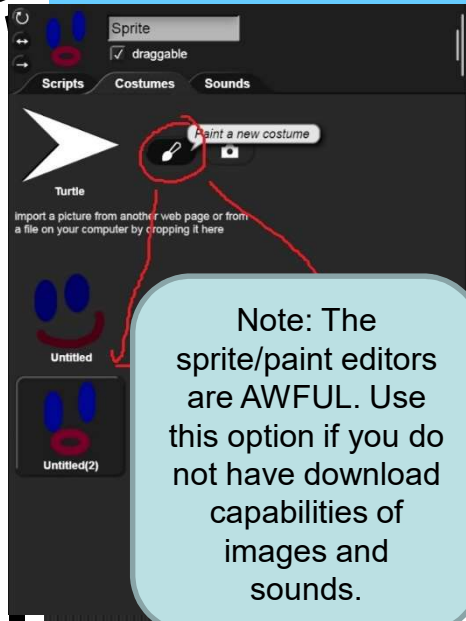
13. Animate Emojis



1. Modify the background by selecting the background below the stage and then select the Backgrounds tab then selecting the Paint a new costume button which will bring up the paint editor.



2. Now select the sprite and under the Costumes tab select paint editor.



Note: The sprite/paint editors are AWFUL. Use this option if you do not have download capabilities of images and sounds.



3. Draw a Happy emoji face and fit in the circle in the background by dragging the emoji into the middle of the background circle. Select the Paint a new costume button again to create a surprised emoji costume. Under the Scripts tab create the following code to animate the emoji..



<https://snap.berkeley.edu/> and choose Run Snap!

Make A Card



1. Fold the card in half.



2. Put glue on the back.



3. Cut along the dashed line.

